

# CHARTSMITH

The Premier Charting and Graphing Solution for Mac OS X

## Simple and Intuitive

Whether your data resides in a Microsoft Excel® spreadsheet, in your favorite word processor, in an email or simply in your head, you can get your data into Chartsmith with a few clicks or drags. Stylize your chart with Chartsmith's easy-to-use formatting features, like drag-and-drop colors, images and annotations. Most chart features can be directly edited with the mouse, and for the other chart features Chartsmith provides a context-sensitive Info Panel. Just click on the chart feature you wish to modify and the Info Panel presents the relevant controls. And when you're ready to export your chart, just click-and-drag it directly from your Chartsmith document. It's that easy.

It's Tuesday morning. The lab director gives you a spreadsheet full of data and lets you know that he needs a convincing chart built with this data. And he needs it in 10 minutes for a presentation.

Your response: "Anything else?"

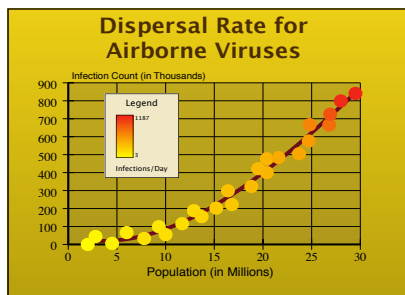
You import the data into Chartsmith, drag-n-drop a template onto the chart, edit the titles, then drag the image directly to the presentation document.

Piece of cake. The presentation is a hit.

Charting Done Right!

## Powerful Feature Set

Chartsmith provides an impressive set of "power" features. Chartsmith's templates allow you to duplicate the look-and-feel of any Chartsmith chart. Use 3-D effects to add emphasis to your data. Preview color drags before dropping them on any graphical feature. Add trend lines and error bars to display analysis. Control the construction of your charts via AppleScript.



## Professional Graphics

Chartsmith sets the standard for presentation-quality charts. Create spectacular charts with a stunning array of special effects including gradient fills, text shadowing and sophisticated 3D effects. Full support for image transparency adds a polished look to presentations and reports. Chartsmith's professional-style graphics bring your data to life!

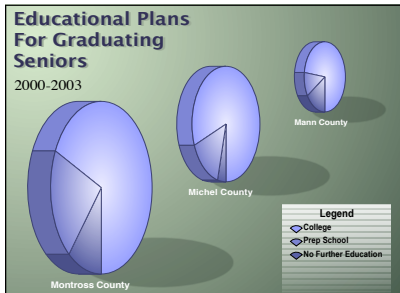
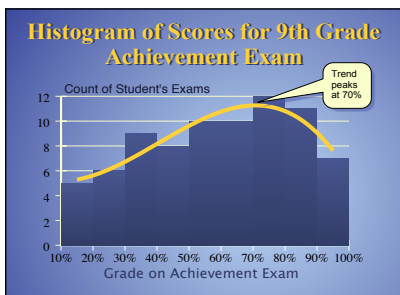
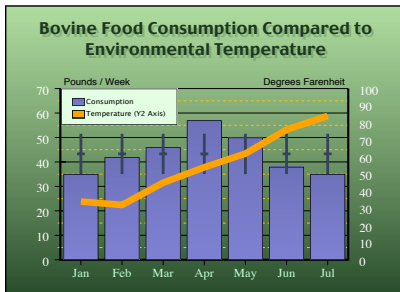
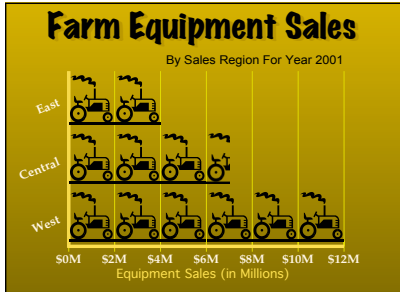
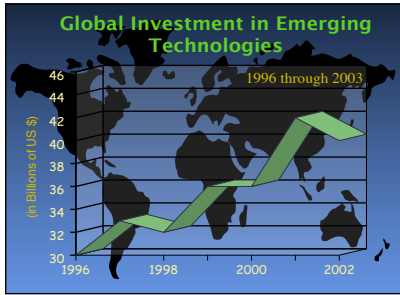
**Test drive Chartsmith today!**

<http://www.blacksmith.com/products>

Chartsmith downloads as a free trial application. Printing and chart exporting are disabled in the download version. For an expiring evaluation license, please contact us at [chartsmith@blacksmith.com](mailto:chartsmith@blacksmith.com)



CHARTSMITH



## Contact

**web:** <http://www.blacksmith.com>

**e-mail:** [chartsmith@blacksmith.com](mailto:chartsmith@blacksmith.com)

## Chartsmith supports multiple chart types

- 2D and 3D bar and stacked bar
- 2D and 3D horizontal bar and horizontal stacked bar
- 2D and 3D pie
- 2D and 3D line
- 2D and 3D area and stacked area
- Bubble
- High-low and High-low-open-close with Tokyo or Candlestick Marker types
- Base-Error
- Histogram
- XY, scatter and intensity scatter
- Double-Y Axis
- Mix compatible chart types (e.g. Bar and Line)
- Log and semi-log grid types
- Trend lines and error bars

## It's easy to get your data into Chartsmith

- Import and Link data from Microsoft Excel®
- Enter and update data directly through Chartsmith's Data View
- Copy and Paste data from other applications
- Import data from other applications through Mac OS X Services
- Import data from ASCII files, via Chartsmith's menu or through drag-and-drop
- Import data with wide variety of field delimiters
- Numeric, time and date formatted data acceptable

## It's easy to get your charts out of Chartsmith

- Drag-and-drop chart images directly from Chartsmith to other applications
- Save chart images as EPS, PDF or bitmap (any format) images
- Maintain transparency for TIFF chart images in printing
- Hot Link Charts with LinkBack

## Chartsmith lets you annotate your charts

- Comment balloon annotations with text
- Image, line, arrow, box, and circle annotations
- Text annotations with drop-shadows and rotation

## Easily incorporate images in your Chartsmith charts

- Drag-and-drop images to various series, image annotations, and background
- Specify bar series images as stacked or unstacked
- Import and export images in wide range of formats

## Chartsmith has great special effects

- Drag-and-drop color to all graphical features
- Preview the effect of color drop before dropping
- Linear, concentric and radial gradient fills
- Concentric gradient fills and exploded slices for pie charts
- Specify depth and angle for 3D bar charts
- Specify depth, angle, elevation, and rotation for 3D pie charts
- Rotate tick labels on major grid lines
- Drag series/data labels to custom position

## Chartsmith includes powerful template capabilities

- Create templates from any chart
- Select individual chart attributes for templating
- Drag-n-Drop templates on charts for easy formatting
- Browse personal and system templates

## Chartsmith provides AppleScript interface

- Create documents and charts
- Add data rows and columns; input data
- Apply templates for one-step formatting
- Export chart images and save documents

Chartsmith runs under Mac OS 10.3 and above

Mac OS and AppleScript are registered trademarks of Apple Computer, Inc. in the U.S. and other countries. Chartsmith is a trademark of Blacksmith. Blacksmith is a division of Foundry, Inc.

CHARTSMITH